


2024 QOV Block for EQG

For 2024 we are making 12½" unfinished Ohio Star Variation blocks. For our QOV, we'd like fabrics to be solids, tone-on-tone, or small-scale prints.

If you make more than 1 block, please use different fabrics in each.

For 1 Block you will need:

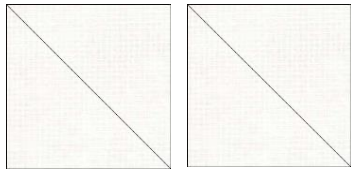
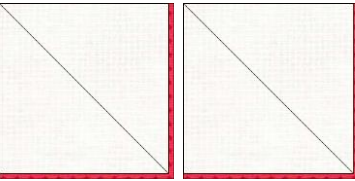

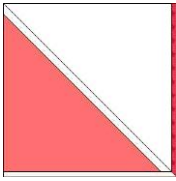
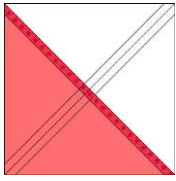

- 1 RED 4 ½" square
- 2 RED 5 ½" squares
- 2 WHITE 5 ½" squares
- 2 WHITE 5" squares
- 2 BLUE 5" squares



HST Units


	<p>1. Draw diagonal line on WRONG side of 2 WHITE 5" squares.</p>
	<p>2. Match a WHITE and a BLUE 5" square - Right Sides Together (RST).</p>
	<p>3. Sew ¼" on each side of the drawn line.</p>
	<p>4. Cut on the drawn line with either rotary cutter or scissors.</p>
	<p>5. Repeat Steps 2 – 4 with the other White and Blue 5" squares.</p>
	<p>6. Press seam allowances toward the BLUE fabric.</p> <p>7. Trim all 4 HST units to 4 ½" squares.</p>

QST Units

	<ol style="list-style-type: none">1. Draw diagonal line on WRONG side of 2 WHITE 5 ½" squares.
	<ol style="list-style-type: none">2. Match 2 WHITE and 2 RED 5 ½" squares Right Sides Together (RST).
	<ol style="list-style-type: none">3. Continue with Steps 3 and 4 for HST units to create 4 Red and White HST units.4. Press seam allowances toward the RED fabric.
	<ol style="list-style-type: none">5. Match pairs of Red and White HST Units from Step 4 RST with opposite colors touching.
	<ol style="list-style-type: none">6. Draw a diagonal line and sew ¼" on each side of the line.7. Cut on the line with Rotary Cutter or Scissors.
	<ol style="list-style-type: none">8. Press these seams in either direction.9. Trim all 4 QST units to 4 ½" square.

Constructing the Block

1. Layout the HST and QST units and the RED 4 ½" square as shown here.
2. Sew units into 3 Rows. Press seams of the top and bottom rows toward the HST units and the seams of the center row toward the center RED square.
3. Sew the rows together. Press these seams toward the center row.



If you have questions – contact Joan Ballew – by email – joanballew@cox.net OR text 405-439-1253.